

Other Costs & Incomes


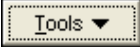

PAM QA Plus v4.0.3 & later

Description:

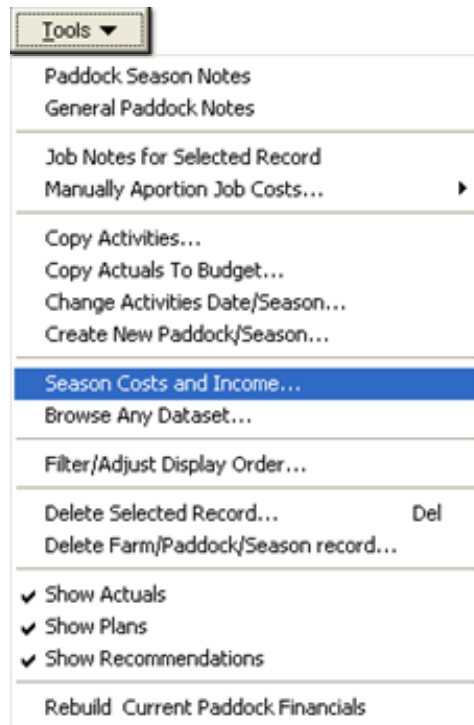
Other costs and expenses are a new feature of PAM version 4.0.3 and later. It was included to enable the user to be able to define ANY custom items that may draw an income or cause an expense on a paddock/field or whole farm basis. An example of a paddock/field or whole farm seasons Income or Costs would include:

Costs	Income
Insurance	Subsidies
Tax	Tourism
Freight	

How to get there:

Once in the Paddock/Field Summary screen  or (F8), simply select the  button, then the  from the drop down list.

The next screen will be the Season Costs and Income Summary Screen...



Costs and Income Summary Screen



Fairport : 24 - 2003			
Seed	\$1,105.00	Income from Production	\$0.00
Chemicals	\$0.00	Plus Other Income	\$0.00
Fertiliser	\$4,053.86	Gross Income	\$0.00
Machinery	\$824.86	Less Total Costs	\$5,289.62
Fuel	\$144.37	Less prior Season Costs	\$0.00
Contract	\$0.00	Net Income	-\$5,289.62
Labour	\$54.45	Break down by Area Incl. prior Season Costs:	
Irrigation	\$0.00	Total Area	58.72 Hha
Sunrises	\$0.00	Available Area	51.58 Hha
Other Costs	\$0.00	Total Costs over Total Area	\$109.01 /Hha
Insurance	\$0.00	Total Costs over Available Area	\$121.87 /Hha
* Please select "View by Crops" to enter insurance costs.		Net Income over Total Area	-\$109.01 /Hha
		Net Income over Available Area	-\$121.87 /Hha

The Costs and Income Screen shows you:

A list of the farms & paddocks/fields or crops down the left hand side, by selecting one of these you will see the summary of the costs and incomes for that particular paddock/field or crop.


View by Paddock
 View by Crops

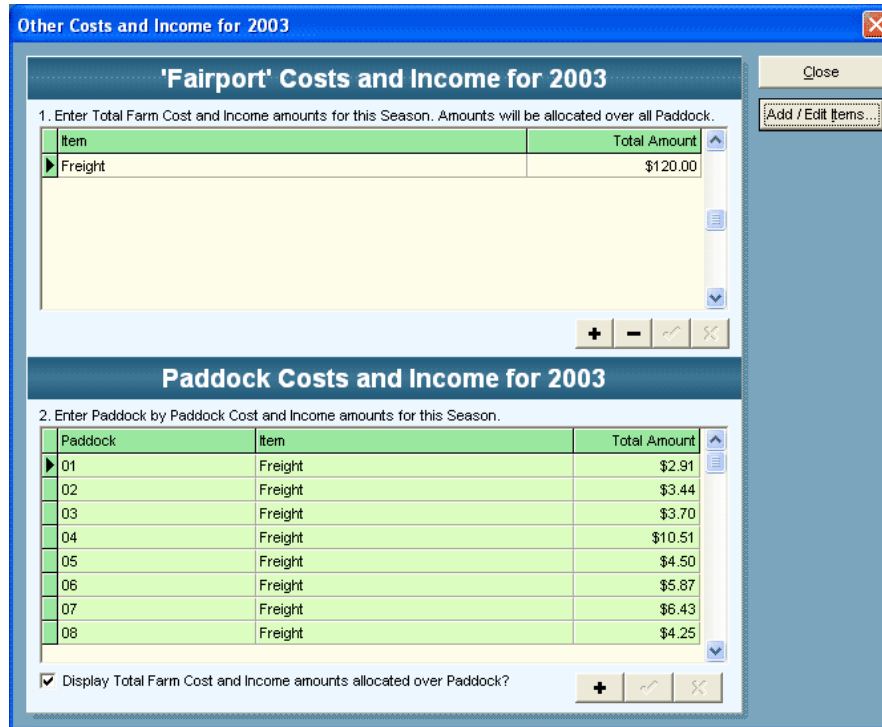
Please note: the View by Crops selections at the top of the screen, changing this selection will change the screen view considerably.

View by Paddock : Having 'View by Paddock' selected will allow you to view, add and edit the costs and incomes on a paddock/field by paddock/field basis. The list down the left hand side of the screen will show the Farm/Paddock selection list. You will be able to add, edit and delete custom Costs & Incomes with this option selected for the individual Paddocks/Fields or to whole farm.

View by Crops : Having the View by Crops selected will allow you to view, add and edit the costs and incomes on a crop by crop basis. The list down the left hand side of the screen will show the current season crop selection list. If you have the View by Crop selection, you will notice that you are able to insert directly into this screen the insurance costs and class for the crop in the currently selected season.

Add/Edit Costs and Income Screen

To add or edit a custom Income or Expense for a given Paddock/Field or over the whole farm, click the  button.



'Fairport' Costs and Income for 2003

1. Enter Total Farm Cost and Income amounts for this Season. Amounts will be allocated over all Paddock.


Item	Total Amount
Freight	\$120.00

Paddock Costs and Income for 2003

2. Enter Paddock by Paddock Cost and Income amounts for this Season.

Paddock	Item	Total Amount
01	Freight	\$2.91
02	Freight	\$3.44
03	Freight	\$3.70
04	Freight	\$10.51
05	Freight	\$4.50
06	Freight	\$5.87
07	Freight	\$6.43
08	Freight	\$4.25

Display Total Farm Cost and Income amounts allocated over Paddock?

Top box (1): Entire farm costs and income (apportioned over all the paddocks). If you enter a cost for custom cost or income into this part of the screen you will notice that the cost is then divided up over the farm paddocks/fields by the arable area of the paddocks/fields. After the item has been selected and the amount has been added (hit the ) and the bottom box will be refreshed with the updated figures for the costs and incomes that have been added).

Bottom box (2): Individual paddock/field costs. Add a cost or income for a specific paddock/field.